

Process Control

PlantPax® System Design and Configuration



Course Number

PRC201

Course Purpose

This course introduces the core components of a PlantPax® distributed control system, including system architecture, configuration, alarms, and security.

During this course, you will focus on designing and configuring a PlantPax system and learn how to:

- Define and procure a PlantPax process automation system
- Create process control applications with the PlantPax library of add-on instructions, faceplates, and process strategies
- Create interactive displays for operator workstations, including alarms
- Secure a PlantPax system
- Verify a PlantPax system

Upon completion of this course, you should be able to design, configure, and secure a PlantPax application.

COURSE AGENDA

DAY 1

- Defining and Procuring a PlantPax Distributed Control System
- Defining a PlantPax Distributed Control System Architecture Using the PlantPax System Estimator
- Developing a PlantPax Distributed Control System Application Using Studio 5000® Application Code Manager

DAY 2

- Creating Control Strategies for a PlantPax Application Using the Rockwell Automation® Library of Process Objects
- Integrated Practice: Creating Control Strategies and HMI Faceplates for a PlantPax Application and Configuring Area-Based Security

DAY 3

- Configuring Area-Based Security for a PlantPax Application
- Developing a PlantPax HMI Application Using the Rockwell Automation Library of Process Objects and Tools

DAY 4

- Configuring Alarms for a PlantPax Application
- Configuring a Sequencer in a PlantPax Application

DAY 5

- Verifying an Application Using PlantPax System Checklists

WHO SHOULD ATTEND

System Integrators, Field Support Engineers, Remote Support Engineers, Distributors, Domain Experts, and Engineers with entry-level experience to PlantPAx or those new to PlantPAx who have a background in automated process control and Rockwell Automation products should attend this course.

PREREQUISITES

To successfully complete this course, the following prerequisites are required:

- Studio 5000 Logix Designer Level 1: ControlLogix® System Fundamentals (Course Number CCP146) and
- FactoryTalk® View SE Programming (Course Number CCV207) or
- Practical work experience with process applications, ControlLogix systems and programming, and FactoryTalk View SE applications

TECHNOLOGY REQUIREMENTS

All technology is provided for student use in the classroom by Rockwell Automation. It is not necessary for students to bring any technology with them when attending this course.

STUDENT MATERIALS

To enhance and facilitate the students' learning experiences, the following materials are provided as part of the course package:

- Student Manual
 - Includes the key concepts, definitions, examples, and activities presented in this course.
- Lab Book
 - Provides learning activities and hands-on practice. Solutions are included after each exercise for immediate feedback.
- The following PlantPAx documentation:
 - PlantPAx Distributed Control System Selection Guide (PROCES-SG001)

- PlantPAx Distributed Control System Configuration and Implementation User Manual (PROCES-UM100)
- Rockwell Automation Library of Process Objects: Configuration and Usage Reference Manual (PROCES-RM002)
- PlantPAx Distributed Control System Verification and Troubleshooting User Manual (PROCES-UM004)
- New 5.0 NG Library Reference Manual (PROCES-RM200)
- Rockwell Automation Process HMI Style Guide (PROCES-WP023)
- Studio 5000 Application Code Manager User Manual (LOGIX-UM003)

HANDS-ON PRACTICE

Throughout this course, you will have the opportunity to practice the skills you have learned through a variety of hands-on exercises.

To complete the exercises, you will use a VMware image designed to simulate a real production facility. You will practice designing and configuring the system.

You will also have the opportunity to combine and practice groups of key skills by completing one integrated practice in the course.

COURSE LENGTH

This is a four-and-a-half day course.





IACET CEUS

Rockwell Automation is authorized by IACET to offer 3.2 CEUs for this program.

TO REGISTER

To register for this or any other Rockwell Automation training course, contact your local authorized Allen-Bradley® Distributor or your local Sales/Support office for a complete listing of courses, descriptions, prices, and schedules.

You can also access course information via the Web at <http://www.rockwellautomation.com/training>

Connect with us.    

rockwellautomation.com

expanding **human possibility**®

AMERICAS: Rockwell Automation, 1201 South Second Street, Milwaukee, WI 53204-2496 USA, Tel: (1) 414.382.2000, Fax: (1) 414.382.4444

EUROPE/MIDDLE EAST/AFRICA: Rockwell Automation NV, Pegasus Park, De Kleetlaan 12a, 1831 Diegem, Belgium, Tel: (32) 2 663 0600, Fax: (32) 2 663 0640

ASIA PACIFIC: Rockwell Automation, Level 14, Core F, Cyberport 3, 100 Cyberport Road, Hong Kong, Tel: (852) 2887 4788, Fax: (852) 2508 1846

ControlLogix, Expanding Human Possibility, FactoryTalk, PlantPAx, and Studio 5000 Application Code Manager are trademarks of Rockwell Automation, Inc.

Trademarks not belonging to Rockwell Automation are property of their respective companies.

Publication GMST-PP813A-EN-P- October 2020

Copyright © 2020 Rockwell Automation, Inc. All Rights Reserved. Printed in USA.