

EATON Industrial Control – A Complete Product Offering



Adjustable Frequency Drives, Enclosed

- HVAC Drives, 3/4 to 800 hp
- Industrial and Clean Power Drives, 1 to 1200 hp



Adjustable Frequency Drives, Panel

- Machinery Drives, 1/4 to 25 hp
- HVAC Drives, 1 to 250 hp
- Industrial Drives, 1 to 2000 hp
- High-Performance Drives, 1 to 3000 hp



Aftermarket

- Genuine Motor Control Parts
- Drives and Operator Interface Service and Support
- Technology Upgrades



Capacitive Proximity Sensors

- Tubular—Smooth or Threaded



Combination Motor Controllers

- UL® 508 Type F
- Non-Reversing and Reversing
- Rotary Type to 65A



Combination Starters

- IEC and NEMA®
- Circuit Breaker or Fusible
- UL 508 Type F Combination Motor Controllers



Connectivity

- Micro, Nano/Pico and Mini Connector Cables
- Multi-Connector Junction Boxes
- Field Wireable Accessories



Contactors—IEC

- Miniature Controls to 8.8A (AC3)
- FVNR to 1600A (AC3)
- FVR to 150A (AC3)



Contactors—NEMA

- FVNR and FVR to Size 8 (900 hp)
- 4- and 5-Pole to Size 2 (25 hp)



Control Stations

- General Purpose and Heavy Duty
- Fixed Element or Modular
- 22.5 mm and 30.5 mm Devices



Counters

- Can Counters
- Preset Counters
- Stroke or Revolution Counters



Current Sensors

- Self Powered
- Analog and Discrete Outputs
- Solid or Split Core Housings



DC Contactors

- DP Rated 1250 to 3000A (1000 to 2000 Vdc)
- NEMA Rated 5 to 1800A (600 Vdc)



Definite Purpose Control

- 1-, 2-, and 4-Pole to 40A; 3-Pole to 360A
- Reversing Contactors to 75A
- Starters to 60A—Bimetallic and Electronic Overloads
- NEMA Type 1 Enclosed



Digital Panel Meters



Electronic Products

- Electronic Interface to Vehicle's Communication Network
- Customizable Laser-Etched Legends and Icons
- Standard Cutout with Low Rear Profile and Less Wiring



Encoders



Enclosed Control

- Non-Combination Starters
- Combination Starters
- Manual Motor Starters
- Reduced Voltage Soft Starters
- Adjustable Frequency Drives
- Lighting Controls




Enclosures, Control Stations

- 1 to 9 Holes for 22.5 mm
- 1 to 3 Holes for 30.5 mm
- Polycarbonate, Die Cast, Stainless Steel and Polyester Types



E-Stop Switches

- 22.5 mm and 30.5 mm Devices
- Push-Pull, Keyed, Illuminated and Non-Illuminated
- Twist-to-Release



Fiber Optic Cables

- Glass or Plastic



Flow Totalizers and Control



Fuse Holders and Fuse Blocks



Hour Meters



Inductive Proximity Sensors

- Tubular, Rectangular, Limit Switch or Pancake Styles
- Metal Face, Extended Range, Analog and Programmable Types



Integrated Machine Controllers



Joysticks

- 22.5 mm or 30.5 mm Devices
- 2- and 4-Position
- Momentary, Maintained and Latched



Key Interlock Switches

- DIN or NEMA Style



Key Switches

- 22.5 mm or 30.5 mm Devices



LEDs

- BA9 and BA15 Base

Additional Products 

Eaton Industrial Line Card 181203



Lighting Contactors

- Electrically or Mechanically Held
- Magnetically Latched



Limit Switches

- Precision Switches
- Compact, DIN and NEMA Style
- Modular and Factory Sealed
- Heavy Duty, Special Purpose and Hazardous Location



Manual Motor Controllers

- Rotary Type to 65A



Manual Motor Protectors

- Pushbutton Type to 25A
- Rotary Type to 65A Enclosures, Global and North American



Manual Self-Protected Motor Starters

- UL 508 Type E
- Rotary Type to 65A



Monitoring Relays

- Current
- Phase
- Voltage



Motor Protection Relays



Operator Interface

- 4- to 15-inch TFT Touchscreens and Keypads
- Text and Graphics Panels to Windows®-based Operator Interface with SCADA Software




Overload Relays

- Bimetallic Type to 630A
- Electronic Type to 1500A



Photoelectric Sensors

- Miniature, Tubular, Rectangular and Limit Switch Styles
- Background Rejection, Harsh-Duty and High-Performance Sensors



Power Distribution Blocks

- Open and Enclosed Types
- High SCCR Rated Blocks



Power Supplies (24V)

- General Purpose to 20A/480W
- High Outrush to 40A/1000W



Programmable Logic Controllers

- Up to 500 I/O
- Digital and Analog In/Out
- Specialty Modules
- Modbus® TCP, DeviceNet™, PROFIBUS® and Serial Comms



Programmable Relays

- With or Without Displays
- 12 to 40 Digital and Analog I/O Locally
- Up to 320 Points thru Network
- Ethernet IP, DeviceNet, PRO-FIBUS, ASI and CANopen Slave Communications



Pushbuttons and Indicating Lights

- 22.5 mm or 30.5 mm Devices
- General Purpose AC and DC Rated Pushbuttons



Ratemeters



Relays

- Ground Fault
- General Purpose
- Machine Tool
- Monitoring and Alternating
- Solid-State
- Timing



Rocker Switches

- Sealing Options up to IP68
- Numerous Actuator Styling and Lighting Options
- Industry Standard Panel Cut-outs
- Various Circuit Configurations



Selector Switches

- 22.5 mm or 30.5 mm Devices
- 2-, 3-, and 4-Position
- Rotary Cam 22.5 mm Selector Switches in 4-, 5-, 6-, 7-, and 8-Position



Sensors

- Inductive Proximity
- Capacitive
- Photoelectric
- Power
- Limit Switches



Soft Start Controllers

- 2- and 3-Phase Devices to 150 hp
- Internal Bypass Contactor




Soft Starters

- 3-Phase to 1000 hp
- Built-in Overload and Run Bypass Contactor
- Communications Capabilities




Stacklights

- Audible Alarm Modules
- Incandescent, LED and Xenon Light Modules



Starters—IEC

- Bimetallic or Electronic Overloads
- FVNR to 250A (AC3 w/ Bimetallic)
- FVNR to 150A (AC3 w/ Electronic)
- FVR to 65A (AC3)




Starters—NEMA

- Bimetallic or Electronic Overloads
- FVNR and FVR to Size 8 (900 hp)
- Two Speed to Size 5 (150 hp)



Temperature Controllers



Terminal Blocks

- IEC Terminal Blocks
- NEMA Terminal Blocks
- Terminal Strips
- Modular Terminal Blocks



Timers and Timing Devices

- Non-Programmable
- Programmable



Toggle Switches

- Sealing Options
- Military Specification Available
- Illumination Design
- Numerous Actuator Styling and Circuit Configurations



Torque Limiters

- 1- and 3-Phase to 25 hp



Totalizers

- Mechanical
- Electromechanical
- Electronic




Vacuum Contactors

- NEMA Rated to 400 hp
- Special Purpose Rated to 1600 hp
- IEC Rated, 580A–2000A, to 1700 hp
- Mining Rated to 1300 hp



Vehicle Power Management

- Inverts DC to AC Power
- Liquid Cooled
- Fully Submersible and Fully Sealed



Voltage Sensors

- True rms Output
- Compact DIN body
- 4 to 20 mA Output



Wobble Sticks

- 22.5 mm Devices



Zero Pressure Accumulation Sensors

- Designed for Conveyor Use, with Embedded Logic and Communications

